


Disappearing Four-Patch

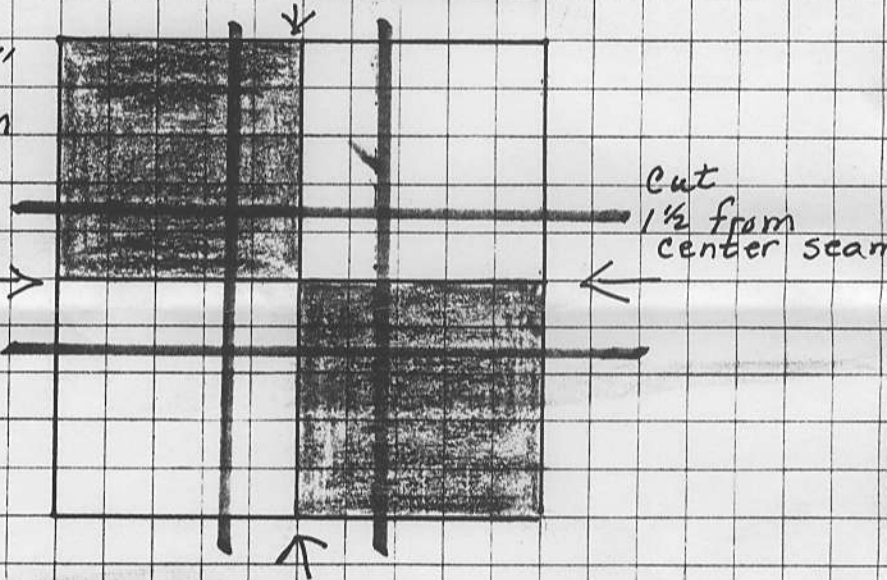
1. Make a four-patch block using 5-inch squares.
2 light & 2 dark. Press.

2. With rotary cutter and ruler cut $1\frac{1}{2}$ " over from the center seam.




3. Rotate block and cut $1\frac{1}{2}$ " over from the center seam for the other three sides.

Reverse section after cutting.



(Reverse)
4. Rearrange the $3 \times 3\frac{1}{2}$ " blocks.
Sew back together.



Square up blocks to 8."